

ALCOSCAN GT

BLACK

User Manual



Components



Contents

Breathalyzer, MP-GT-Red Color (x5), AAA Battery (x1), User's Manual
* Keyring is sold as an Option.

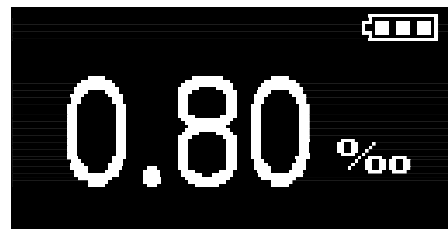
How to Detach and Attach the Keyring (Sold as an option)



How to Use the Product

1. Power Button ON

Press the power button to display the ALCOSCAN logo, then the previous result value will be shown, and it will move to the initial stabilization phase.



2. Initial Stabilization

※ 0.80‰ = 0.08 %BAC = 0.40 mg/L = 40 µg/100mL

This is the initial preparation phase of the sensor for measuring the breath sample. It would take 3 secs for preparation.



3. Measurement Preparation

Once the initial stabilization is complete, "BLOW" will be displayed on the OLED screen. Using the mouthpiece, blow out for more than 3 seconds to take breath sample.



4. Breath Sample Analysis

The sampled breath is analyzed to measure the blood alcohol concentration.



5. Display of Measurement Results

The breath sample is analyzed according to the blood alcohol concentration. The test result is displayed for 10 seconds.



While displaying the test result, pressing the power button briefly will cycle the units between ‰ → mg/L → %BAC → µg/100ml.


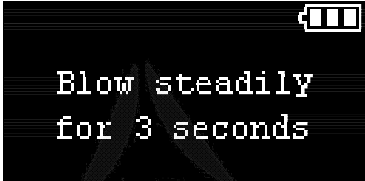





Each measurement units will be displayed, and the result value will change accordingly.



Pressing the power button for 0.5 to 2 seconds will retake the measurement .

If the power button is held for 3 seconds or if there is no input for 10 seconds, the device will turn off.

6. Display of Error Messages

Type	Description	Display
BLOW ERROR	Displayed when the breath is insufficient. The OLED screen alternates between "BLOW ERROR" and "Blow steadily for 3 seconds." When this occurs, press the power button briefly to retake the measurement.	 
Low bat	Battery capacity is low. Replace with new AAA size alkaline batteries.	
CAL	Calibration reminder message displayed after more than 1,000 tests. Please request calibration at the service center.	
ERR1	Displayed when the sensor that detects breath needs inspection. Please contact the service center.	
ERR2	Displayed when the breath sampling part needs inspection. Please contact the service center.	
Over temperature	Displayed when the operating temperature range (5-40°C) is exceeded. Please use within the recommended temperature range.	

ALCOSCAN GT Black Product Specifications

Sensor type	Fuel Cell sensor
Battery	1 Alkaline Battery (AAA size)
	Approximately 150 uses per battery
Weight	60g (including battery)
Dimensions (mm)	67.8(Height) X 51.5(Width) X 20.4(Thickness)
Measurement units	‰ / mg/L / %BAC / µg/100ml
Changing measurement units	With button press
Measurement Results	0.00 ~ 4.00 ‰
	0.00 ~ 2.00 mg/L
	0.000 ~ 0.400 % BAC
	0 ~ 200 µg/100ml
Warming up time	3 seconds
Accuracy	±10% at 0.50 ‰ / 0.25 mg/L / 0.050 %BAC / 25 µg/100ml
Operating Temperature	5°C ~ 40°C
Storage Temperature	0°C ~ 60°C
Mouthpiece	MP-GT-Red Color
Automatic Power OFF	Automatically turns off after 10 seconds of inactivity
Calibration Period	Every 1,000 tests / 12 months whichever comes first
Button Operations While Displaying Measurement Results	Short Press (0.5 seconds to 2 seconds): Retake measurement
	Long Press (3 seconds): Power OFF
Display Time of Measurement Results	10 seconds
Features	Calibration request notification based on the number of measurements

Warnings

1. Wait at least 20 minutes after eating or drinking before testing. Alcohol remaining in the mouth, or even excess saliva, may interfere with testing. This includes alcohol-based mouthwash or similar products.
2. Do not blow smoke, saliva or other contaminants into the mouthpiece, as the sensor may become damaged.
3. Do NOT use the Alcoscan GT Black as a tool to drink and drive.
4. Keep out of extreme temperatures and out of reach of children.
5. Please do NOT use manganese battery. Use alkaline battery only.

Warranty

The manufacturer warrants the product to be free from defects in workmanship or material (excluding calibration) under normal use for one (1) year from the date of purchase. The manufacturer's obligation under this warranty is limited to replacing, adjusting or repairing the unit if returned along with proof of purchase. This warranty is void if the unit has been tampered with or maliciously damaged.

Calibration & Service

Please contact the local distributor

Manufacturer

Company: Sentech Korea Corp.
Location: 21-6, Jimok-ro 75beon-gil, Paju-si, Gyeonggi-do, 10880, Republic of Korea
Tel: +82-31-8071-4400
E-mail: sentech@sentechkorea.com

Local service center