

ALCOSCAN GT

WHITE

User Manual



Components



Contents

Breathalyzer, MP-GT-Black color (x5), AAA Battery (x1), User's Manual
* Keyring(MP carrying type) is sold as an Option.

How to use the Keyring (MP carrying type) (Sold as an option)



How to Use the Product

1. Power Button ON

Press the power button to display the logo, then the previous result value will be shown, and it will move to the initial stabilization phase.



※ 0.80‰ = 0.08 %BAC = 0.40 mg/L = 40 µg/100mL


2. Initial Stabilization

This is the initial preparation phase of the sensor for measuring the breath sample. It would take 3 secs for preparation.



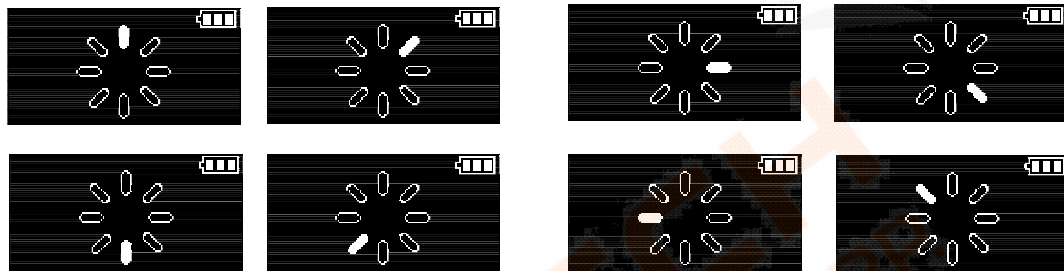
3. Measurement Preparation

Once the initial stabilization is complete, The blow waiting screen appears on the OLED screen. Using the mouthpiece, blow out for more than 3 seconds to take breath



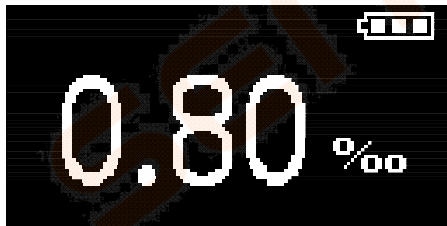
4. Breath Sample Analysis

The sampled breath is analyzed to measure the blood alcohol concentration.








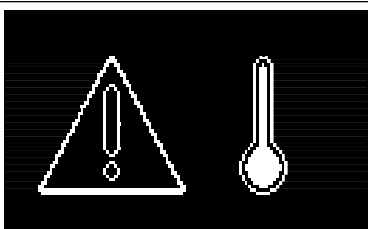
5. Display of Measurement Results

The breath sample is analyzed according to the blood alcohol concentration. The test result is displayed for 10 seconds. ※ 0.80‰ = 0.08 %BAC = 0.40 mg/L = 40 µg/100mL



While the test result is being displayed, pressing the button allows you to start another test, initiating the warming-up process. If no action is taken, the device will turn off automatically after 10 seconds.

6. Display of Error Messages

Type	Description	Display
Blow error	Displayed when the breath is insufficient, the OLED screen shows "Blow 🌬️" and an "Error ⚠️" sign. When this happens, briefly press the power button to retake the measurement.	
Low bat	Battery capacity is low. The OLED screen displays a 🔋 icon for "Low battery". Please replace with AAA size alkaline batteries.	
CAL	Calibration reminder message displayed after more than 1,000 tests. Please request calibration at the service center.	
Err1	Displayed when the sensor that detects breath needs inspection. Please contact the service center.	
Err2	Displayed when the breath sampling part needs inspection. Please contact the service center.	
Err3	Displayed when the operating temperature range (5-40°C) is exceeded. Please use within the recommended temperature range.	

ALCOSCAN GT White Product Specifications

Sensor type		Fuel Cell sensor
Battery		1 Alkaline Battery (AAA size)
		Approximately 150 uses per battery
Weight		60g (including battery)
Dimensions (mm)		67.8(Height) X 51.5(Width) X 20.4(Thickness)
Measurement Results	OLED	0.00 ~ 4.00 ‰
		0.00 ~ 2.00 mg/L
		0.000 ~ 0.400 %BAC
		0 ~ 200 µg/100ml
Warming up time		3 seconds
Accuracy		±10% at 0.50‰ / 0.050%BAC / 0.25mg/L / 25 µg/100mL
Operating Temperature		5°C ~ 40°C
Storage Temperature		0°C ~ 60°C
Mouthpiece		MP-GT Black Color
Automatic Power OFF		Automatically turns off after 10 seconds of inactivity
Calibration Period		Every 1,000 tests / 12 months (whichever comes earlier)
Display Time of Measurement Results		10 seconds
Button Operations While Displaying Measurement Results		One press (less than 3 seconds): Retake measurement
		Long Press (more than 3 seconds): Power OFF
Features		Calibration request notification based on the number of measurements

Warnings

1. Wait at least 20 minutes after eating or drinking before testing. Alcohol remaining in the mouth, or even excess saliva, may interfere with testing. This includes alcohol-based mouthwash or similar products.
2. Do not blow smoke, saliva or other contaminants into the mouthpiece, as the sensor may become damaged.
3. Do NOT use the Alcoscan GT White as a tool to drink and drive.
4. Keep out of extreme temperatures and out of reach of children.
5. Please do NOT use manganese battery. Use alkaline battery only.

Warranty

The manufacturer warrants the product to be free from defects in workmanship or material (excluding calibration) under normal use for one (1) year from the date of purchase. The manufacturer's obligation under this warranty is limited to replacing, adjusting or repairing the unit if returned along with proof of purchase. This warranty is void if the unit has been tampered with or maliciously damaged.

Calibration & Service

Please contact the local distributor

Manufacturer

Company: Sentech Korea Corp.
Location: 21-6, Jimok-ro 75beon-gil, Paju-si, Gyeonggi-do, 10880, Republic of Korea
Tel: +82-31-8071-4400
E-mail: sentech@sentechkorea.com

Local service center